

Orion National Air Rifle League
Precision Air Rifle Instructions
and Range Commands



Sponsored by Shooter's Technology LLC, makers of the
Orion Scoring System
9000 Mike Garcia Drive, PMB #55
Manassas, VA 20109
league@shooterstech.net
+1 (703) 596 0099

; YbYfU`DfYdUfUjcb`

5 XXjcbU`Gi ddcfh

This instruction manual is intended to provide supplemental information on using Orion, participating in the National Air Rifle League, and conducting a competition under the National Standard Three-Position Air Rifle Rules. This information does not replace Orion's User Manual, the League Program, or the National Standard Three-Position Air Rifle Rulebook.

For specific assistance regarding Orion or the League please contact Orion's support. Business hours are Monday through Friday, 09:00 to 18:00 EST, and Saturday 09:00 to 16:00 EST.

Phone Number: +1 703.596.0099

Support Email: support@shooterstech.net

League Email: league@shooterstech.net

Contact the League Administrator immediately if you have any special circumstances pertaining to your team's participation.

For questions specific to the rulebook, please contact the Civilian Marksmanship Program at 3PAR@TheCMP.org or +1 419.635.2141 ext. 702 or 731.

HYUa`GW YXi`Y`

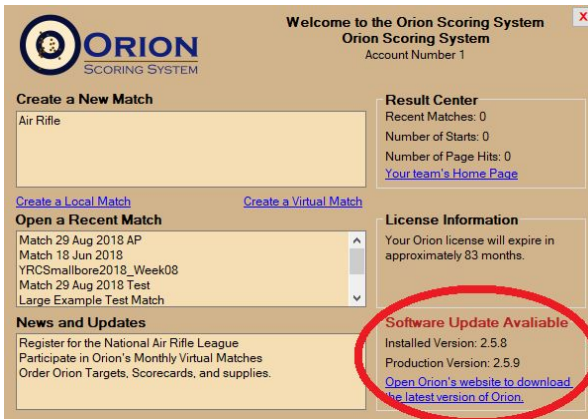
Games will be scheduled dynamically throughout the regular season. The first two weeks' schedule will be announced one week prior to the start of the league. After the first week the schedule for the third week will be released. After the second week the schedule for the fourth week will be released, and so on.

To view your team's schedule visit www.orionscoringsystem.com/airrifleleague and click on your team's name.

Cf]cb`GcZk UfY`

To participate in a League game, always make sure you are running the most up to date version of the Orion software. When opening Orion check the bottom right corner of the Welcome Screen to see if there is a new version available.

If a new version is available click on the provided link to be taken to Orion's website to download and install the software.



: Uj cf]hYg`

Prior to the start of the season add your team members to Orion's Athlete Database and marking each of them as Favorites. This step will make it easier to create your team in each league game.

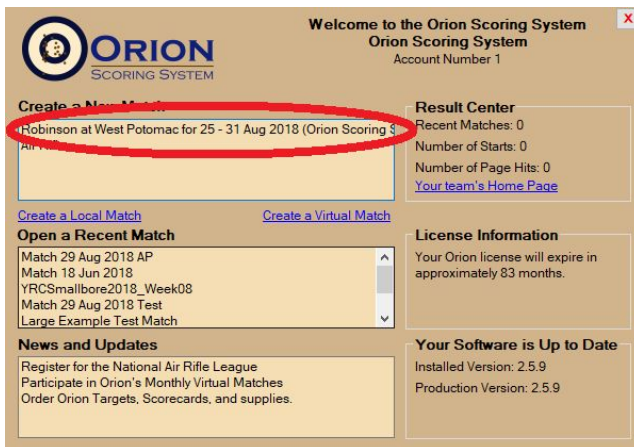
Last Name	First Name	Middle Name	Display Name	Favorite	3 Pos Air Rifle Type	Gender	Birthdate	Email
Castillo	Melias		Castillo, Melias	<input checked="" type="checkbox"/>	Sporter	MALE	8/31/2018	mcastillo@school.net
Garcia	Camila		Garcia, Camila	<input checked="" type="checkbox"/>	Sporter	FEMA	8/31/2018	cgarcia@school.net
Garza	Sofia		Garza, Sofia	<input checked="" type="checkbox"/>	Sporter	FEMA	8/31/2018	sgarza@school.net
Gonzalez	Mariana		Gonzalez, Mariana	<input checked="" type="checkbox"/>	Sporter	FEMA	8/31/2018	ngonzalez@school.net
Hernandez	Gabriela		Hernandez, Gabriela	<input checked="" type="checkbox"/>	Sporter	FEMA	8/31/2018	ghernandez@school.net
Herrera	Santiago		Herrera, Santiago	<input checked="" type="checkbox"/>	Sporter	MALE	8/31/2018	sherrera@school.net
Lopez	Isabella		Lopez, Isabella	<input checked="" type="checkbox"/>	Sporter	FEMA	8/31/2018	ilopez@school.net
Martinez	Diego		Martinez, Diego	<input checked="" type="checkbox"/>	Sporter	MALE	8/31/2018	dmartinez@school.net
Perez	Mateo		Perez, Mateo	<input checked="" type="checkbox"/>	Sporter	MALE	8/31/2018	mperez@school.net
Rodriguez	Daniel		Rodriguez, Daniel	<input checked="" type="checkbox"/>	Sporter	MALE	8/31/2018	drodriguez@school.net
Romero	Samuel		Romero, Samuel	<input checked="" type="checkbox"/>	Sporter	MALE	8/31/2018	sromero@school.net
				<input type="checkbox"/>	Sporter	MALE	8/31/2018	

DfYdUf]b['Zcf'Mci f'; Ua Y'9UW'
K YY_'

8ckb`cUX]b['Mci f'; Ua Y'

The League Administrator will release the weekly games each Monday by 12:00 EST. An email will be sent to you once the game is available for download.

To download the game, open Orion. On the Welcome Screen click on the name of the game under Create a New Match.



Click Yes to confirm that you want to download the game. Then click Yes again to have all of your Favorites added to the game under your team.

In the Match Competitors tab confirm that your athletes were added and that each athlete is listed with your Team's Name.

Last Name	First Name	Middle Name	Competitor Number	Display Name	Shooter Database Link	Team	Athlete's Coach	Gen	
Castillo	Mateas		106	Castillo, Mateas (106)	Castillo, Mateas	West Potomac	No Coach Listed	MAL	
Garcia	Camila		101	Garcia, Camila (101)	Garcia, Camila	West Potomac	No Coach Listed	FEM	
Garza	Sofia		111	Garza, Sofia (111)	Garza, Sofia	West Potomac	No Coach Listed	FEM	
Gonzalez	Mariana		106	Gonzalez, Mariana (106)	Gonzalez, Mariana	West Potomac	No Coach Listed	FEM	
Hernandez	Gabriela		104	Hernandez, Gabriela	Hernandez, Gabriela	West Potomac	No Coach Listed	FEM	
Herrera	Santiago		110	Herrera, Santiago (110)	Herrera, Santiago	West Potomac	No Coach Listed	MAL	
Lopez	Isabella		105	Lopez, Isabella (105)	Lopez, Isabella	West Potomac	No Coach Listed	FEM	
Martinez	Diego		103	Martinez, Diego (103)	Martinez, Diego	West Potomac	No Coach Listed	MAL	
Perez	Mateo		107	Perez, Mateo (107)	Perez, Mateo	West Potomac	No Coach Listed	MAL	
Rodriguez	Daniel		102	Rodriguez, Daniel (102)	Rodriguez, Daniel	West Potomac	No Coach Listed	MAL	
Romero	Samuel		109	Romero, Samuel (109)	Romero, Samuel	West Potomac	No Coach Listed	MAL	
**						Not Linked to the ...	Member of a Team	No Coach Listed	MAL

DfYdUF]b['HUF[Yrg'

Using printed barcode labels is encouraged for all teams. They should be printed prior to the start of each game. Coaches should maintain control of their team's targets until it is time to hand them out, as the athletes are bringing their gear to the firing line.Á

To print labels, from within Orion's Match Competitors tab, select all of your athletes, right click, and Print Labels.



AFTER A MINIMUM OF 5:00 MINUTES

ÚÚÓÚÆÏÆΝΩΡΑΠΡΟΑÛΦΡΝΦΘÁΓΩ ÕÖ ÁΓΩ ÒΣΩΩ ΩÁÁ
ΤΦΩΩÒÏÏÏΝΩËΝÁ

This is a combined Preparation and Sighting Time. During this period, athletes may get into their firing positions, remove Safety Flags and dry fire or fire sighting shots. If athletes are new to this procedure, the Range Officer may explain that the command START authorizes them to load and begin firing when they are ready.

ΗΕΑÛÒÓΥΡΟÛÁ

The Range Officer gives a 30 second warning after 7 minutes, 30 seconds.

AFTER 8:00 MINUTES

ÛΦΡΝΦΘÁÛΡΥΥÛÏÏΝΥÚÁ

After the command STOP between the Sighting and Record stages, rifles may remain loaded and in position ready for the Record Fire START command.

ΓΕΑÛÒÓΥÛÓÁÛΡΥΥÛÁΦÁÆÁΓΩ ÒΣΩΩ ΩÁÛΩÁÍ Á
ΤΦΩΩÒÏÏÏΝΩËΝÁ

The time limit begins when the command START is given.

ØØØÁΤ ΦΩΩÒÁ

ΥΥΥÁΤ ΦΩΩÒÁ

The Range Officer gives five and two minute warnings.

AFTER 25 MINUTES

ÛΥΥÚ. ΝΡΣÛΩÖÁ

When the STOP—UNLOAD command is given, all athletes must insert Safety Flags and ground their rifles.

Ω/Ρ/Ο/Σ/Φ/Ο/Ω/Σ/Ο/Ε/Ν/Α

Range Officers must signal YES or NO to indicate that all rifles are grounded with Safety Flags inserted.

**Ρ/Ο/Σ/Φ/Ο/Ω/Σ/Ο/Ε/Ν/Α
Ε/Ν/Α
Ν/Ο**

Coaches, athletes or target handlers may go downrange to hang targets. No one may handle rifles while personnel are downrange.

**Ω/Ρ/Ο/Σ/Φ/Ο/Ω/Σ/Ο/Ε/Ν/Α
Ο/Τ/Τ/Ε/Ρ/Ο/Ω/Ε/Ν/Α
Ν/Ο/Σ/Α/Υ/Φ/Ο/Ω/Σ/Ο/Ε/Ν/Α
Ν/Ο/Σ/Α/Υ/Φ/Ο/Ω/Σ/Ο/Ε/Ν/Α**

**AFTER ALL TARGETS ARE CHANGED AND ALL PERSONNEL ARE
BACK FROM DOWNRANGE**

If paper targets are used the Range Officers should collect the first stage of targets at this time.

Ν/Ο/Σ/Α/Υ/Φ/Ο/Ω/Σ/Ο/Ε/Ν/Α

After being instructed to take their positions, athletes may take their standing positions, remove Safety Flags and dry fire.

AFTER ABOUT 30 SECONDS

**Ν/Ο/Σ/Α/Υ/Φ/Ο/Ω/Σ/Ο/Ε/Ν/Α
Τ/Φ/Ω/Ω/Σ/Ο/Ε/Ν/Α**

This is a combined Preparation and Sighting Stage. During this period, athletes may get into their firing positions, remove Safety Flags and dry fire or shoot sighting shots.

Η/Ε/Ν/Α

The Range Officer gives a 30 second warning after 4 minutes, 30 seconds.

Υ ΟΣΟΥΤ ΟΑ/ΥΑ/ΡΟΑΡ ΟΕ/ΩΡ ΟΕΣΑΡΩΑ/Υ ΟΣΟΣΟΟΕΩΟΕΑ/Υ ΟΕΕΨΑ
ΟΟΥΤ ΟΟΝΩΩΡ ΟΑ/ΥΑ/ΡΟΑΡ ΟΕ/ΩΡ ΟΕΣΑΡΩΑ/Υ ΟΣΟΣΟΟΕΩΟΕΑ/Υ ΟΕΕΨΑ
Ω]] [•ā *Á^æ ρÁæ ^ΔΔΟΥΤΑ
Ω]] [•ā *Á^æ ρÁæ } ΔΔΑ

Ü ÖSÖYÁP WT ÖÓÜÁ/Ü^|æ Á~ { à^ΔΔΥWÁT ÖYÁT UXÒÀÿUWÜÁ
Ü ÖSÖÜÁ/Ü ÖÖÜWÜT ÖP VÁUÁ/PÒÁΡΩ/Ü ÖÖÁÖ ÖÖÜÜWÜPÖÁ
ÿUWÜÁ/Ü ÖSÖÜÁ

ÿUWÁT ÖYÁP ÖÖÜÁ/Ü ÖP ÖÖ ÖSÖÿUWÜÁ/Ü ÖSÖÜÁ

When the UNCASE AND HANDLE YOUR RIFLES command is given, athletes must orient gun cases so that rifle muzzles are pointed downrange when they come out of the case.

VCESÒÿUWÜÁ/Ü Ü ÖQΩPÜÁ

The TAKE YOUR POSITIONS command should be given at least 15 minutes before the Start Time (the time when Record firing starts) and allow a minimum of five minutes for athletes to prepare. After being instructed to take their positions, athletes may set up their equipment, take their prone positions and do holding and aiming exercises. Safety Flags may not be removed.

If the opposing team's coach sent a welcoming letter it may be read at this time.

AFTER A MINIMUM OF 5:00 MINUTES

ÜÜ ÖÜ ÖEÜ ÖE/ΩP Á/Ü ÖÖÁ/Ü ÖP VÖ ÖÁ/Q ÖÖ Á/Q ÖÖSQ QVÁ Á
T Ö WÖÜ ÖÖÜ VÖÜVÁ

This is a combined Preparation and Sighting Time. During this period, athletes may get into their firing positions, remove Safety Flags and dry fire or fire sighting shots. If athletes are new to this procedure, the Range Officer may explain that the command START authorizes them to load and begin firing when they are ready.

HEÁ/Ü ÖÖÜP ÖÜÁ

The Range Officer gives a 30 second warning after 7 minutes, 30 seconds.

AFTER 8:00 MINUTES

ÛØPVØÖÁPUVÙÛÛÛVUÚÁ

After the command STOP between the Sighting and Record stages, rifles may remain loaded and in position ready for the Record Fire START command.

If electronic targets are used, there must be a pause while the computer officer resets the targets from sighter to record.

ΙΕΑÛÒÔUÛÖÁPUVÙÁØÁËVØ ÒÏØ QVÁØÁÉÁ
T ØWØÙÛÛÛVØËVÁ

Ö`iã *Á@ÁÛ[•Ø^æ[]}Á}|^Ë@ÁÛ[{ } æ áÁË Ë%ΕΑÛÒÔUÛÖÁPUVÙÁØÁ
ËVØ ÒÏØ QVÁØÁ Í Á ØWØÙÛ ÁVØËV+Á

The time limit begins when the command START is given.

ØØØÁ ØWØÙÁ
VYUÁ ØWØÙÁ

The Range Officer gives five and two minute warnings.

AFTER 50 MINUTES (75 MINUTES IN POSTSEASON)

ÛVUÚ. VØŠUØÖÁ

When the STOP—UNLOAD command is given, all athletes must insert Safety Flags and ground their rifles.

ÙÁPØÏØØÖØÏØÏËVÁ

Range Officers must signal YES or NO to indicate that all rifles are grounded with Safety Flags inserted.

VØÏØØØÁÙÁÏØÏËVÁ

If paper targets are used the Range Officers should collect them at this time.

CE/PŠOVÒÈËYUWÁ CEYÁJÒT UXÒÁYUWÁJÓUWÓIT ÒP VÁÚUT Á
VPÒÀÓÓPÓŠPÒÁ

ËYUWÁ CEYÁÓÒPCEJÓÒÁCEJÁÚÁJÓCEJÁUY PÜCEPÓÒÁ

Athletes are instructed to remove their equipment from the firing line to prepare for the next relay of athletes. Athletes who wish to case their rifles before removing them from the firing line are authorized to close the rifle actions and discharge air or gas before casing them.

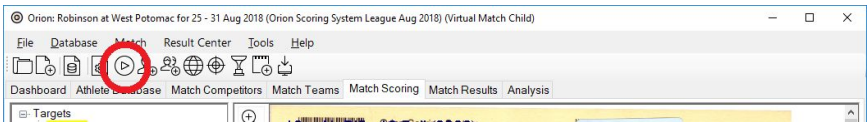
If there are additional relays of athletes to fire, the Range Officer returns to the welcome and call to the firing line for the next relay according to the scheduled start time for that relay.

GWŁf]b['HUF[Yhg'

All weekly game scores are due Sunday at midnight. Scores reported after this time will not be accepted.

GWŁf]b['

All paper targets must be scored by Orion as soon as reasonably possible after the athletes turn in their targets. Use Orion's Auto-Score to scan, score, and upload results.



If electronic targets were used scores must be imported into Orion using either the Sius or MegaLink interface.

F Yj]Yk]b['HUF[Yhg'

All paper targets should be reviewed for accurate scoring. Targets highlighted in Yellow indicate too many or too few shots were found. Common causes and the steps to follow are listed below

DcggjV]]mi%`H Y`5 H `YhY:]fYX`Ub`9I HUGA ch

1. Identify the highest value shot on the target.
2. Select this shot, the shot will turn red once selected.
3. Right click and select "Mark as extra shot."
4. Orion will nullify the extra shot then apply a 2 point penalty to the lowest value shot.

Dcgg[V]]mi& 'G[\ hY' Ci hg]XY'H Y'G[\ hY' F]b[' .

Sighter shots fired outside the sighter ring should have been marked by the range officer. These shots do not count against the athlete, and should be removed.

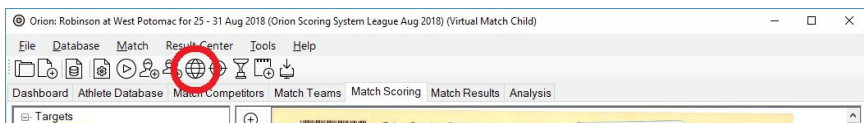
1. Identify the sighter shot outside the scoring ring.
2. Select this shot, the shot will turn red once selected.
3. Right click and select "Remove shot" (alternatively hold down the shift key and double-click near the center of the sighter shot).
4. Orion will remove the shot from the match.

Dcgg[V]]mi' . '5 h `Yh'A]ggYX'H Y'GWt'f]b[' F]b[g'

1. Identify the aiming bull that the athlete missed.
2. Right click near the center of the aiming bull and select Add Shot -> Missed Shot (alternatively hold down the Control key and double-click near the center of the aiming bull).
3. Orion will add a MISS to the aiming bull.

J]Yk]b[' F Ygi `hg'

Once scoring is complete confirm that your team results were uploaded successfully to Orion's Result Center. Click on the globe icon to bring up the Internet results.



The Game results page will look similar to the following. If you can see your team results on the website, and they match what is reported in Orion, then your scores were successfully uploaded and reported.

Robinson at West Potomac

[Result Center's Home](#)
[Recent Competitions](#)
[Upcoming Matches](#)
[Team Home Pages](#)
[✉ Join Orion's Email List](#)

[Orion Scoring System's Home](#)
[Recent Results](#)
[Upcoming Matches](#)

[Orion Scoring System League Aug 2018](#)
[Tools](#)

Robinson

Represents: [Orion Scoring System](#)
 Current Record: 0 - 0
 Season Average: 0.00
 Game Score: 974

West Potomac

Represents: [Orion Scoring System](#)
 Current Record: 0 - 0
 Season Average: 0.00
 Game Score: 980

Robinson (0 - 0) 974 at 980 West Potomac (0 - 0)

Rank	Participant	Region	Prone	Standing	Kneeling	Team
1	West Potomac	Port Clinton, OH	0 - 0	0 - 0	0 - 0	980 - 9
	Romero, Samuel (109)		77 - 0	82 - 0	79 - 1	238 - 1
	Garcia, Camila (101)		75 - 0	82 - 2	79 - 0	236 - 2
	Gonzalez, Mariana (106)		76 - 0	83 - 0	75 - 0	234 - 0
	Herrera, Santiago (110)		78 - 1	76 - 1	81 - 2	235 - 4
	Castillo, Matias (108)		76 - 1	74 - 0	81 - 1	231 - 2
	Hernandez, Gabriela (104)		80 - 0	76 - 0	75 - 1	231 - 1
	Garza, Sofia (111)		80 - 0	76 - 0	74 - 0	230 - 0
2	Robinson	Port Clinton, OH	81 - 0	69 - 1	82 - 1	974 - 10
	Rodriguez, Daniel (102)		87 - 1	86 - 2	85 - 1	258 - 4
	Martinez, Diego (103)		78 - 0	83 - 1	83 - 2	244 - 3
	Perez, Mateo (107)		78 - 1	84 - 0	78 - 0	240 - 1
	Lopez, Isabella (105)		81 - 0	69 - 1	82 - 1	232 - 2

25 - 31 Aug 2018